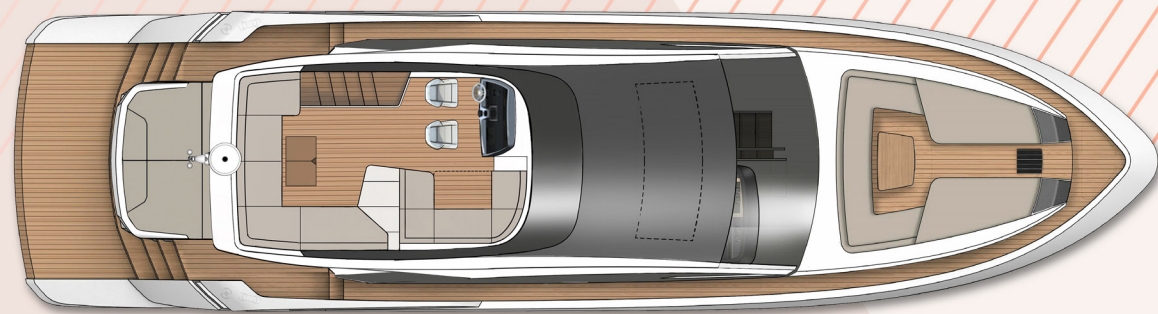

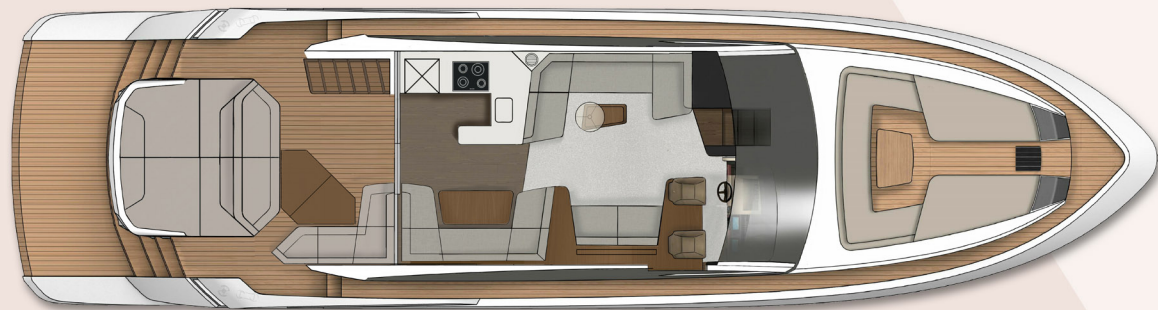


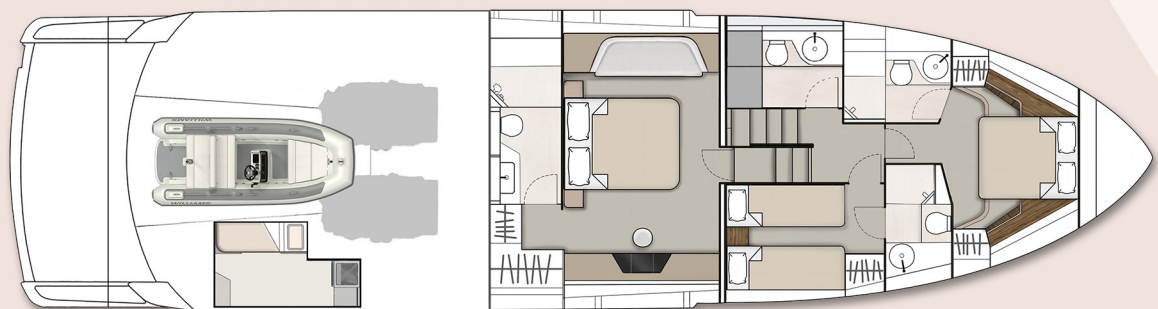
PHANTOM 65



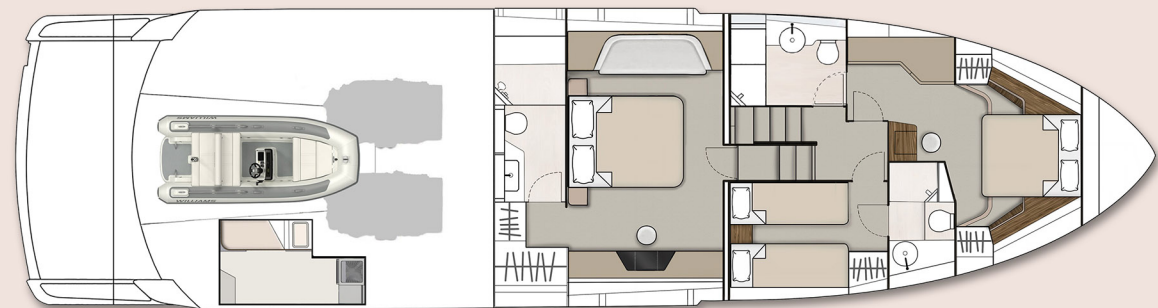
- Sportbridge



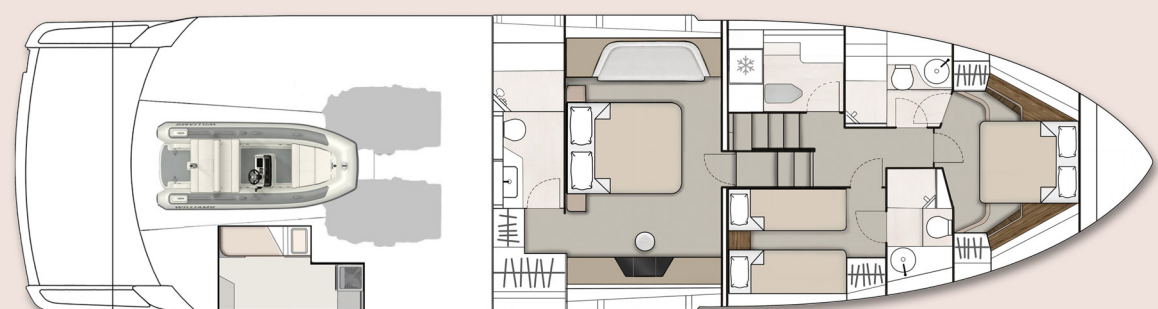
- Main Deck



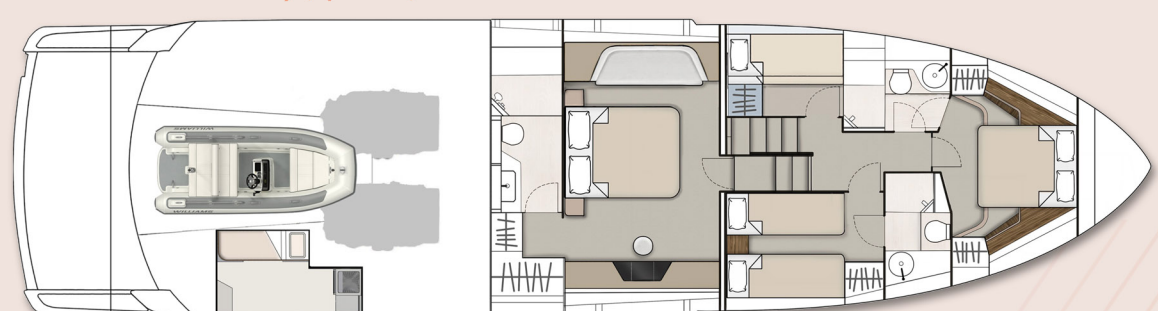
- 3 Cabin



- 3 Cabin with Extended VIP



- 3 Cabin with utility (optional)



- 4 Cabin (optional)

Principal Dimensions

Length overall (incl. pulpit):	65'4" (19.96m)
Beam (incl. gunwale):	17'2" (5.23m)
Draft:	5'2" (1.58m) unloaded
Airdraft:	20'6" (6.3m)
Transport height:	17'9" (5.46m)
Berths:	6 - 9
Fuel capacity:	919 gallons / 1103 US gallons (4177 litres)
Water capacity (incl. calorifier):	237 gallons / 285 US gallons (1080 litres)
Dry weight (approx.):	38.3 tonnes / 42.2 US tons (38,300kg)
Type approval:	CE Category B
Capacity:	16 people

Engines & Performance

2 x Caterpillar C18-1150	2 x Caterpillar C32-1622
Max. power: 2300 hp	Max. power: 3244 hp
Drive: Shaft	Drive: Shaft
Fuel: Diesel	Fuel: Diesel
Max. speed: 31 knots (estimated)	Max. speed: 35 knots (estimated)

PHANTOM 65

Deck

- Anchor winch & controls
- Bathing platform (high/low) 500kg capacity
- Bathing platform ladder
- Black mesh windscreen cover
- Calibrated galvanised anchor chain (12mm, 80m)
- Carbon fibre ensign staff
- Fenders (x8)
- Fuel fillers
- Full set of IMCO navigation lights
- Hot & cold-water transom shower
- Moulded non-slip deck surface
- Remote control search light
- Riding light
- Self-stowing Delta® galvanised anchor (40kg)
- Stainless steel bow, spring & stern cleats
- Stainless steel bow fairleads
- Stainless steel pulpit rail
- Stainless steel transom gates
- Twin horns
- Waste pump-out
- Water filler
- Windscreen washers / wipers

Foredeck

- Cup holders
- Recessed seating area with low level lighting
- Seating and sunbed cushions
- Stowage lockers
- Tonneau cover
- USB socket

Cockpit

- 12V heavy duty weatherproof socket
- Access hatch to engine room
- Boat hook
- Canopy (white, no windows)
- Cup holders
- Fender stowage
- Fixed height table
- Fusion® Apollo audio
- LED mood lighting
- Life raft stowage
- Manual bilge pumps
- Mooring lines & stowage
- Teak laid floor
- USB socket

Sportbridge & Second Helm

- 12V heavy duty weatherproof socket
- Adjustable/tilt steering wheel
- Adjustable bolstered helm seats
- Bow thruster controls
- Cup holders
- Electronic single lever throttle & gear controls
- Fusion® Apollo audio
- High speed magnetic compass
- Moulded non-slip deck surface
- Powered steering
- Radar arch & mast
- Remote anchor winch controls
- Remote control searchlight
- Repeat engine instrumentation & controls
- Seating and teak dining table
- Slide panel & infill cushion to companion seating

Storage

- Teak laid flybridge steps
- Trim tab controls
- Upholstery & helm covers
- USB socket
- VHF radio incorporating intercom
- Wet bar with refrigerator & sink
- Wind-deflecting screen

Lower Helm

- Adjustable/tilt steering wheel
- Bilge pump switches with integral operating warning lights & audible alarms
- Bow thruster controls
- Controls for engine bay fire extinguisher system
- Cup holders
- Electronic single-lever throttle & gear controls for port & starboard engines
- F-Drive multifunction display
- High speed magnetic compass
- Independent helm & co-pilot seats
- Garmin 16" digital multi-function colour display
- Garmin autopilot
- Garmin VHF marine radio
- Garmin tri-data display
- Opening window
- Powered steering
- Red helm light
- Remote anchor winch controls
- Searchlight controls
- Trim tab controls
- USB socket

Galley

- Solid Surface® worktop
- Chopping board to sink infill
- Electric induction hob
- Extractor fan
- Fire extinguisher
- First aid kit
- Fridge/freezer (x2)
- Hinged window
- Integrated waste bin
- LED ceiling lights
- Single combi-oven
- Sink with hot & cold mixer tap
- Smoke alarm
- Storage cupboards & drawers
- Timber floor

Dining

- 2x stools
- Crockery storage & dinnerware (8 person)
- Drinks cabinet & glassware (8 person)
- High gloss, fixed height dining table with feature inlay
- LED ceiling lights
- Sliding patio door with power-down window to cockpit
- Timber flooring

PHANTOM 65

Saloon

- Carpet
- Coffee table
- Fusion® Apollo audio
- LED ceiling lights
- Sofa to port
- Sofa to starboard
- TV
- Venetian blinds

Utility (optional in lieu of day head)

- Eye-level & undercounter storage
- Feature window with single opening porthole
- Full height fridge/freezer
- Integrated ironing board
- LED ceiling lights
- Power points
- Solid Surface® worktop
- Timber floor
- Venetian blind

Twin Cabin En Suite

- Electric silent-flush freshwater toilet
- Extractor fan
- Feature window with opening porthole
- Full set of bathroom fittings
- Full standing height shower
- Mirror
- Shower tray automatic pump-out system
- Solid Surface® vanity unit with locker & basin
- Stowage locker
- Timber floor
- Towel rail
- Towel set
- Venetian blind

VIP/Forward Cabin En Suite

- Electric silent-flush freshwater toilet
- Extractor fan
- Feature window with opening porthole
- Full set of bathroom fittings
- Full standing height shower
- Mirror
- Shower tray automatic pump-out system
- Solid Surface® vanity unit with locker & basin
- Stowage locker
- Timber floor
- Towel rail
- Towel set
- Venetian blind

Lobby

- Carpet
- Electrical control panel
- Lighting to stair risers
- Smoke alarm
- Under floor storage

Guest Cabin, Bunk (optional in lieu of day head)

- Bedding
- Carpet
- Full length bunks (x 2) with internally sprung mattresses
- Full length mirror
- LED ceiling lights
- Opening porthole

VIP/Forward Cabin

- Bedding
- Bedside tables
- Carpet
- Escape hatch to foredeck with blind
- European king size bed with internally sprung mattress
- Feature windows with single opening porthole
- Full length mirror
- LED ceiling lights
- Reading lights
- Upholstered bedhead & surround
- Venetian blinds
- Wardrobes

Master Cabin

- Bedding
- Bedside tables
- Carpet
- European king size bed with internally sprung mattress
- Feature windows with opening portholes
- Fusion® Apollo audio
- LED ceiling lights
- Reading lights
- Sofa
- TV
- Upholstered bedhead & surround
- Vanity unit/bureau with stool
- Venetian blinds
- Wardrobes with mirrored doors

Day Head

- Electric silent-flush freshwater toilet
- Feature window with opening porthole
- Full set of bathroom fittings
- LED ceiling lights
- Mirror
- Solid Surface® vanity unit with locker & basin
- Timber floor
- Towel rail
- Towel set
- Venetian blind

- Reading lights
- Venetian blind
- Wardrobe

Guest Cabin, Twin

- Bedding
- Bedside table
- Carpet
- Feature window with single opening porthole
- Full length berths (x 2) with interior sprung mattresses
- Full length mirror
- LED ceiling lights
- Reading lights
- Venetian blind
- Wardrobe

PHANTOM 65

Master Cabin En Suite

- Electric silent-flush freshwater toilet
- Extractor fan
- Eye-level storage lockers
- Feature window with single opening porthole
- Full set of bathroom fittings
- Full standing height shower with seat
- LED ceiling lights
- Mirror
- Shower tray automatic pump-out system
- Solid Surface® vanity unit with locker and basin
- Timber floor
- Towel rail
- Towel set
- Venetian blind

Crew Cabin, Single (optional)

- Air conditioning
- Bedding
- CO2 detector
- Opening porthole with fly screen
- Electric silent-flush freshwater toilet
- Fire extinguisher
- LED ceiling lights
- Mirror
- Sink with hot & cold mixer tap
- Smoke alarm
- Timber floor
- Towel rail
- Towel set

Interior Décor

- Choice of interior finishes selected by Salt Design and the Fairline Yachts Design Studio
- Satin Oak timber

Hullform & Construction

- Antifouling protection to hull
- Bow thruster
- Deep 'V' hull
- Design, layout & detailing by Salt Design and the Fairline Yachts Design Studio
- Extended sound-proofing between engine room and accommodation
- Feature windows with opening portholes
- Hull/deck joint bolted & bonded
- Integrally moulded engine bearers
- Isophthalic gel coat backed by isophthalic resin-rich powder-bound glass mat
- Moulded spray deflectors
- Polyurethane foam cores throughout deck for strength & thermal insulation
- Resin infused, cored hull, liner & deck with hand laid deck components
- White hull

Engines & Sterngear

- Access through cockpit hatch
- Automatic bilge pumps for forward bilge, engine bay & rudder bay with manual 'on' override
- Automatic engine room fire extinguisher system with warnings at both helms
- Dripless shaft seals

- Electric engine room fans
- Electric trim tabs with cathodic protection
- Engine room lights
- Engine room soundproofing
- Exhaust overheat warning system
- High capacity emergency manual bilge pump system
- Manganese bronze 'P' brackets
- Manganese bronze propellers contrarotating
- Seacocks on all inlets/outlets below waterline
- Water cooled engine exhausts with through hull outlets

Electrical Systems

- 230 - 240V 50Hz (USA: 2x 110V [220V] 60Hz)
- All 240V, 24V & 12V circuits (where applicable) protected by circuit breakers with main electrical load control panel
- Fire shutdown system
- Generator
- Heavy duty circuit breakers
- Inverter
- Isolating switches to all batteries
- 12 Volt
- Voltage dropper from domestic batteries
- 24 Volt
- Batteries - 2x heavy duty batteries exclusively for port engine starting
- Batteries - 2x heavy duty batteries exclusively for starboard engine starting
- Batteries - 4x heavy duty batteries wired in parallel supply for domestic services & port engine starting
- Emergency battery coupling system

- 240 Volt
- Isolation summation transformer
- Polarity check & earth leakage protection system
- Power points throughout the yacht (fed from shore power or generator)
- Regulated 80amp charger for domestic batteries
- Shore power supply
- Spare circuit breakers for optional equipment

Air-Conditioning

- Chilled water high capacity system with reverse cycle heating
- Screen demist vents linked to air-conditioning

Fuel System

- Emergency fuel shut off valves
- High capacity water separators & fuel filters
- Twin alloy fuel tanks

Freshwater System

- Automatic, pressurised supply 80 litre calorifier hot water system

Black Waste

- Holding tank (400 litres) with electronic macerator

Commissioning

- Commissioning, pre-delivery inspection & handover at the Fairline Commissioning Centre, Ipswich UK