




F//LINE 33

OUTBOARD

2021 Model Year
Standard Specification




Principal Dimensions

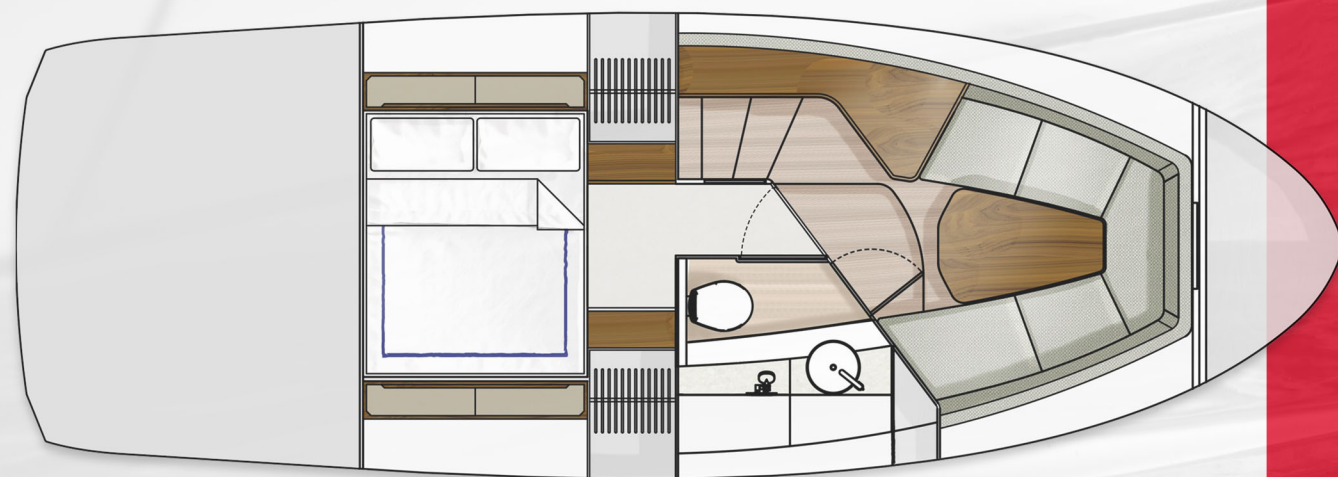
Length overall:	33'7" (10.27m)
Beam:	11'6" (3.5m)
Draught:	2'4" (0.74m) unloaded
Berths:	2 - 4
Fuel capacity:	150 gallons / 180 US gallons (680 litres)
Displacement (light):	6.1 tonnes / 6.8 US tonnes (6,155kg)
Water capacity:	48 gallons / 58 US gallons (220 litres)
Black waste capacity:	15.4 gallons / 18 US gallons (70 litres)

Engines and Performance

2 x Mercury Verado 300	2 x Mercury Verado 350
Max. power: 600 hp	Max. power: 700 hp
Drive: Outboard	Drive: Outboard
Fuel: Petrol	Fuel: Petrol
Max. speed: 37 knots (est.)	Max. speed: 42 knots (est.)
2 x Mercury Verado 400	
Max. power: 800 hp	
Drive: Outboard	
Fuel: Petrol	
Max. speed: 48 knots	
Type approval:	CE Category C
Capacity:	8 people



Main Deck



Lower Deck



Deck:

- Anchor light
- Anchor chain (galvanised 8mm x 30m)
- Anchor chain locker
- Anchor winch controls
- Anchor winch (electric)
- Bilge pump switches with integral operating warning lights & audible alarms
- Carbon fibre ensign/courtesy flag staff
- Chain stopper (10mm)
- Fenders (x6)
- Fuel filler
- High capacity emergency manual bilge pump system
- Horn
- Hot & cold-water handheld transom shower
- Mooring lines
- Moulded non-slip deck surface
- Navigation lights
- Recessed self-draining area on foredeck for optional sunbed cushions
- Rubbing strake
- Self-stowing stainless-steel anchor (10kg)
- Stainless steel pop-up bow, spring & stern cleats
- Stainless steel stemhead roller
- Side deck access doors
- Toughened, single piece, curved glass windscreen
- Water filler
- Waste outlet

Helm Position:

- Compass
- Bucket seats – fixed height
- 2 x 7” display screens
- Drinks holders
- Electronic single-lever throttle & gear controls for port & starboard engines
- Full engine monitoring including; digital tachometers, oil pressure gauges, temperature gauges, audible alarms, engine hour meters, helm position indicator, compass
- Garmin VHF 315i marine radio
- USB socket

Electrical Systems:

- All 240V, 12V circuits with circuit protection
- Electrical sockets
- Heavy duty circuit breakers
- Isolating switches to all batteries

12 Volt

- Batteries x 2 for domestic services
- Battery crossover system

240 Volt

- Polarity check & earth leakage protection system
- Regulated battery inverter/charger
- Shore power supply

Cockpit:

- Fusion Apollo audio unit
- 2 x 8” waterproof speakers
- Bar unit with sink & fridge
- Boat hook
- GRP table, fixed height
- Life raft stowage
- Manual bilge pumps
- Moulded non-slip deck surface
- Step for side deck access
- Transom washboard
- Exterior upholstery & helm covers
- Under-floor storage access hatch
- Under-seat stowage
- USB socket

Hullform & Construction:

- Antifouling protection to hull
- Deep 'V' hull design by J&J Design
- Design, layout & detailing by Alberto Mancini Yacht Design and the Fairline Yachts Design Studio
- Full length moulded spray deflectors
- Hull & deck colour – White
- Integrally moulded engine bearers
- Polyurethane foam cores throughout deck for strength & thermal insulation
- Resin infused hull & internal liner
- Transverse & longitudinal strengthening stringers throughout hull

Saloon:

- Oak Satin
- Access to head
- Companionway timber steps
- First aid kit
- Fixed height table
- Electrical distribution panel
- Fire extinguisher (manual)
- LED ceiling lights
- Lockers (eye level)
- Sliding companionway door to cockpit
- Stowage lockers under seating
- 'V' shaped sofa

Cabin:

- Double bed (king)
- LED ceiling lights
- Opening porthole
- 2 x half height hanging lockers
- 4 x trinket lockers

Bathroom:

- Automatic shower tray pump-out system
- Electric silent-flush freshwater toilet
- Extractor fan
- Full set of bathroom fittings
- Full standing-height shower with adjustable shower head
- Mirrored cabinet doors
- Skylight
- Vanity unit locker & basin with hot & cold pressurised water

Fuel System:

- Emergency fuel shut-off valves
- Water separators & fuel filters
- Twin fuel tanks – 680 litre capacity

Freshwater System:

- Automatic, pressurised supply
- Calorifier hot water system – 60 litre capacity
- Water tank – 160 litre capacity

Black Waste:

- Holding tank – 80 litre capacity

Commissioning:

- Full pre-delivery inspection & vessel commissioning at Fairline Commissioning Centre, Ipswich, UK

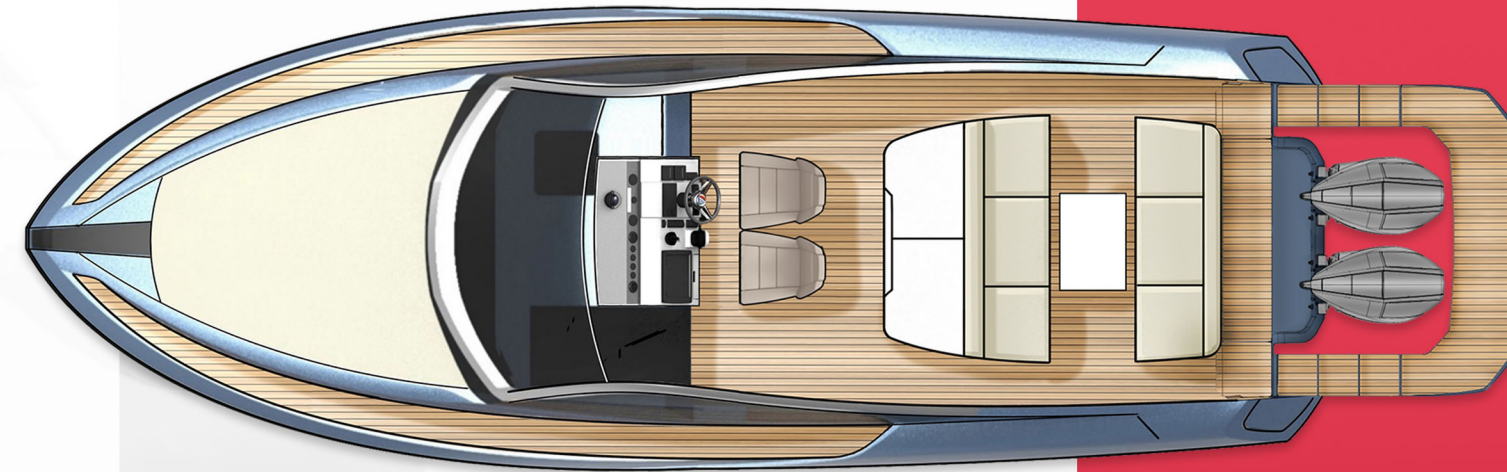
USA Specifications:

- Voltage - 110V 60Hz

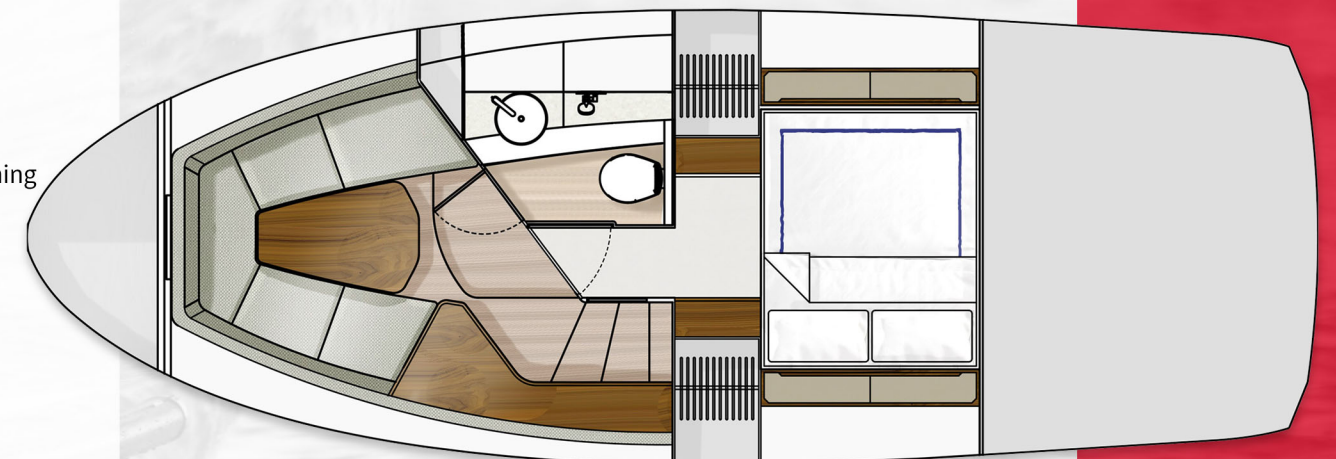


F // LINE 33

OUTBOARD



Main Deck



Lower Deck

Whilst every effort is made to keep all sales literature up to date, it should not be regarded as an infallible statement of current specifications & does not constitute an offer for the sale of any particular boat. We continually seek to improve the specification & design of our boats, so alterations & upgrades to specifications take place continually.

Appointed dealers are not agents of Fairline Yachts Ltd & are not authorised to commit Fairline Yachts Ltd by any express or implied undertaking or representation.

Performance Figures: Power quoted in our literature for engines is crankshaft output.

Performance Estimates: Performance estimates are given in good faith but are in no way guaranteed for any particular model. Dirt on the bottom of the boat, damage to the propellers, engine tuning, external water & air temperatures & the weight of crew, fuel & water carried can all adversely affect performance. For those & other reasons we can give no performance guarantees